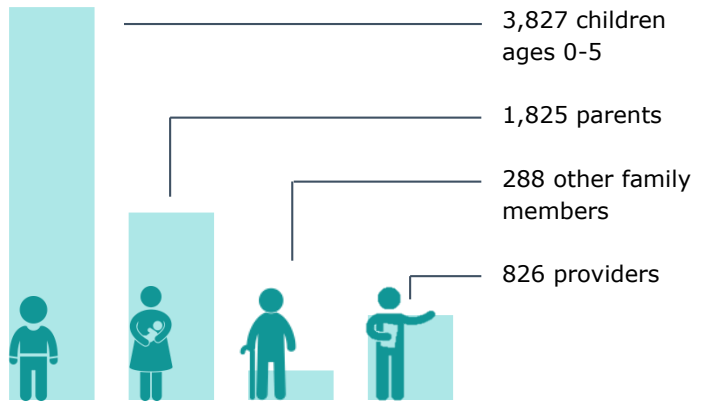


# First 5 Yolo: Annual Evaluation Report Executive Summary

## Fiscal Year 2016-17

In Fiscal Year (FY) 2016-17, First 5 Yolo invested over \$1.1 million in programs and services that address the Commission's four priority areas: 1) Improved Family Functioning, 2) Improved Child Health, 3) Improved Child Development, and 4) Improved Systems and Network. This summary highlights the characteristics of families served by First 5 Yolo in FY 2016-17, as well as the outcomes of their investment.

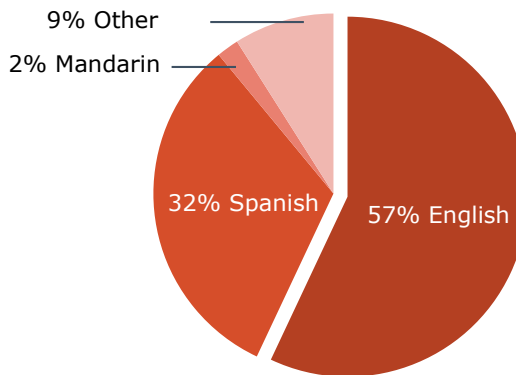
## First 5 Yolo served nearly 7,000 children, parents, other family members, and providers



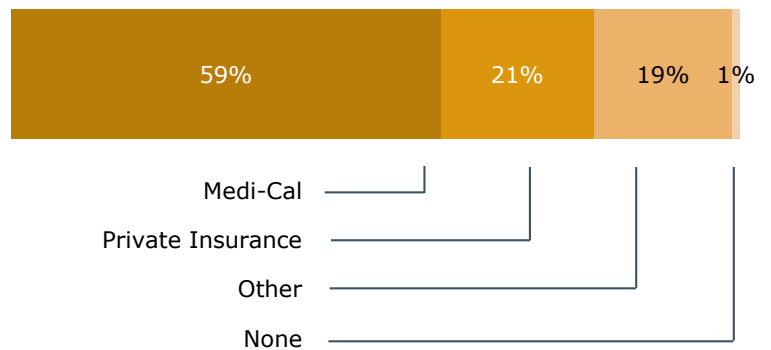
## First 5 Yolo reached children countywide

City	Percent of Children Served
West Sacramento	29%
Davis	25%
Woodland	24%
Winters	10%
Esparto/Capay	5%
Clarksburg	2%
Knights Landing	2%
Yolo	1%
Other	3%

## Approximately two in five children spoke a primary language other than English



## Over half of children served by First 5 Yolo rely on Medi-Cal for health insurance



## Improved Family Functioning



First 5 Yolo aims to ensure that children are safe, parents are supported, and families are strong. In FY 2016-17, First 5 Yolo invested \$371,893 into programs and services in the Improved Family Functioning priority area. As a result:

- 95 percent of children who received overnight respite care through Yolo Crisis Nursery, and 99 percent of children who received Step by Step/Paso A Paso Healthy Families America Home Visitation Program services, avoided entry into Child Welfare Services
- At their 12 month assessment, 91 percent of Step by Step parents knew where to find resources for their family most of the time or always (an increase from 59 percent at their first assessment)
- 100 percent of AVANCE participants reported new ways to keep their child safe and healthy
- 88 percent of Family Hui parents felt that participation helped them gain a support network and become more connected with other families

## Improved Child Health



First 5 Yolo funds Help Me Grow Yolo – a collaborative between four direct service agencies led by Northern California Children’s Therapy Center – to ensure that children reach age-appropriate developmental milestones and to improve early childhood mental health. In FY 2016-17, First 5 Yolo invested \$315,546 in Help Me Grow Yolo. As a result:

- Help Me Grow Yolo provided free developmental screenings to 703 children ages 0-5.
- 67 percent of children who scored in the “concern” range on one or more developmental assessments were successfully connected to at least one service
- 50 percent of children who scored in the “monitor” or “concern” range during their initial screening were re-screened with an improved score after a referral was made
- The number of partnerships that Help Me Grow Yolo has with organizations throughout the county nearly doubled from the previous year (22 partners compared to 41 partners)

## Improved Child Development



First 5 Yolo funds programs to improve early learning and child development, as well as to enhance the quality of existing programs. In FY 2016-17, First 5 Yolo invested \$189,910 into programs and services in the Improved Child Development priority area. As a result:

- 88 percent of Yolo County Library’s Storytime parents reported that they visit the library more often after program participation
- 99 percent of Play School Experience parents reported that they had a better understanding of how young children learn and develop after program participation
- The overall average Quality Rating Improve System (QRIS) tier score for IMPACT classrooms was 4.05 (out of 5), which is considered “high quality”
- The percent of children with high social-emotional competence increased from 28 percent to 57 percent after participating in the BOOST program

## Improved Systems and Networks



First 5 Yolo provides and invests in services and advocacy to support systems of care that are coordinated, accessible, responsive, and effective. This includes funding for systems change programs, and education and trainings for capacity building. In FY 2016-17, First 5 Yolo invested \$306,698 into programs and services in the Improved Systems and Networks priority area. As a result:

- 100 percent of foster homes remained approved
- Of the 148 placements in 2017, 57 percent of foster children were placed locally within the county
- The Commission invested in Clear Impact, a data system to increase providers’ capacity to collect, analyze, and report program-level data
- First 5 Yolo awarded capacity-building grants to the Family Violence Coordination Pilot Project, Healthy Families America Home Visitation, and Advokids Child Welfare Services Staff Training